






THIS DOCUMENT IS THE PROPERTY OF ING CONSULTING INC. THE UNAUTHORIZED REPRODUCTION, COPIING, OR TRANSMISSION OF ANY INFORMATION CONTAINED HEREIN WITHOUT THE WRITTEN PERMISSION OF ING CONSULTING INC. IS STRICTLY PROHIBITED AND IS A VIOLATION OF FEDERAL AND STATE LAWS.



# CONVOCACTION CENTER CHILLER REPLACEMENT #50003704

2049 CHAMPION WAY  
GRANITEVILLE, SC 29829

PROJECT NO.	50003704
DATE	09/11/2024
DRAWN BY	SM
CHECKED BY	SM
SHEET TITLE	

## MECHANICAL SCHEDULES & DETAILS

M001

### GENERAL NOTES:

- EXISTING SYSTEMS REPRESENTED ON THIS SHEET ARE FOR GENERAL REFERENCE PURPOSES ONLY. CONTRACTOR SHALL FIELD VERIFY EXISTING CONDITIONS, ORIENTATION, ARRANGEMENT OF EXISTING SYSTEMS.
- THESE DRAWINGS INDICATE THE GENERAL EXTENT OF WORK. THE FULL EXTENT OF DEMOLITION SHALL BE AS SHOWN AND THE REMOVAL OF MATERIALS AND COMPONENTS REQUIRED FOR INSTALLATION OF THE NEW AND RENOVATED SYSTEMS.
- CONTRACTOR TO VERIFY THE EXACT LOCATION OF ALL EXISTING UTILITIES PRIOR TO DEMOLITION ACTIVITIES AND WORK.
- CONTRACTOR SHALL REMOVE ALL TRACK AND DEBRIS FROM THE SITE ON A DAILY BASIS.
- REMOVE EXISTING CONSTRUCTION TO THE EXTENT INDICATED ON THE DRAWINGS. SHOULD ANY DAMAGE OCCUR TO EXISTING STRUCTURE OR UTILITIES, CONTRACTOR SHALL REPAIR THE DAMAGE TO MATCH EXISTING AND ON ADJACENT CONSTRUCTION AT NO COST TO THE OWNER.
- ALL EXISTING EQUIPMENT THAT REMAINS SHALL BE PROTECTED DURING DEMOLITION AND OR CONSTRUCTION TO PREVENT DAMAGE.
- ALL EQUIPMENT AND MATERIAL IN THIS PROJECT SHALL BE INSTALLED ACCORDING TO THE MANUFACTURER'S RECOMMENDATIONS AND SHALL BE UL LISTED AND LABELED.
- ALL WORK AND EQUIPMENT MUST COMPLY WITH THE 2019 STANDARD MECHANICAL CODE WITH STATE REVISIONS.
- OWNER OR CONTRACTOR AS APPLICABLE, MAKE ALL NECESSARY CHANGES TO FEATURES INDICATED ON THESE DOCUMENTS TO ACCOMMODATE PHYSICAL SIZE OF EQUIPMENT, MAINTENANCE ACCESS, FRESH CONNECTIONS TO EXISTING SYSTEMS, AND/OR OTHER NECESSARY CHANGES TO MEET THE REQUIREMENTS OF THE MECHANICAL CODES. OBTAIN ENGINEER'S APPROVAL BEFORE MAKING CHANGES TO WORK INDICATED ON SHOP DRAWINGS AND REVISED OR SHOP PLANS.
- ALL EXPOSED, LOW VOLTAGE WIRING SHALL BE ROUTED IN RIGID CONDUIT AND SECURED TO WALLS OR STRUCTURE.
- ALL NEW PIPING AND INSULATION SHALL BE PRIMED AND PAINTED TO MATCH EXISTING SYSTEMS.
- ALL NEW SYSTEMS CONTROLS SHALL BE INTEGRATED INTO EXISTING EMOR MANAGEMENT SYSTEM.
- ALL WATER FOR NEW CHILLER SHALL BE PRE-CONDITIONED WITH EXISTING CHEMICAL TREATMENT SYSTEM.

### CHILLER SCHEDULE

CHILLER DATA	EVAPORATOR DATA	CONDENSER DATA	IR, V, IP	EER	VOL. CASE	ELECTRICAL	MOIST	OPERATING	OPTIONS			
CHILLER	REFRIGERANT	DESCRIPTION	DIMENSIONS	ENTY. FT. (W) (H) (D)	CONDENSER (SQ. FT.) (H) (W) (D)	IR, V, IP	EER	VOL. CASE	ELECTRICAL	MOIST	OPERATING	OPTIONS
CH-1	R134A	VFD SCREW	5074.88" x 34" x 44"	18.9	10.1	460	3	335	1000	25000	ALL	

- COMMENTS & NOTE:  
 PROVIDE ALL NECESSARY ITEMS AS REQUIRED FOR FULL COMPATIBILITY WITH EXISTING CONTROL SYSTEM, INCLUDING COMMUNICATION WITH EXISTING FRONT END OWNER WORK. SHOWN WITH VFD AND CONTROLS AND OTHER NECESSARY ITEMS. ALL WIRING SHALL BE INSTALLED AND TERMINATED IN ACCORDANCE WITH THE MECHANICAL CODES. ALL WIRING SHALL BE INSTALLED AND TERMINATED IN ACCORDANCE WITH THE MECHANICAL CODES. ALL WIRING SHALL BE INSTALLED AND TERMINATED IN ACCORDANCE WITH THE MECHANICAL CODES. ALL WIRING SHALL BE INSTALLED AND TERMINATED IN ACCORDANCE WITH THE MECHANICAL CODES.

**MECHANICAL LEGEND**

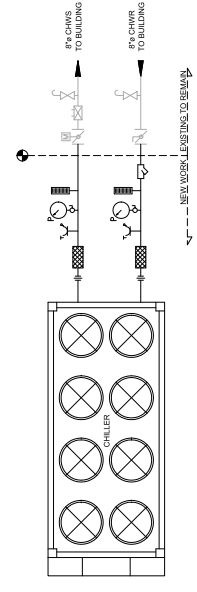
**PHASE HATCHING**  
 NEW DUCTPIPE  
 EXISTING DUCTPIPE  
 TO BE ENCLOSED DUCTPIPE

**PIPING SYSTEMS**  
 CHW - CHILLED WATER  
 HW - HOT WATER  
 HYDRA - HYDRAULIC RETURN - CHILLED WATER

**SYMBOLS**  
 NEW NOTE TAG  
 NEW / EXISTING WORK SYMBOL  
 MOTOR

**ABBREVIATIONS**  
 A.F.F. ABOVE FINISHED FLOOR  
 B.F.F. BELOW FINISHED FLOOR  
 C.F. CASTING  
 I.D. INNER DIAMETER  
 O.D. OUTER DIAMETER  
 B.E. BOTTOM EDGE  
 T.O. TOP EDGE

**STRAINER/FILTER** (Symbol)  
 2" DRAIN BALL VALVE (HANDLE) THREADED PLUG OUTLET (Symbol)  
 UNION (Symbol)  
 TEMPPRESS PORT (Symbol)  
 EQUAL TO PETS'S PLUG (Symbol)  
 FLEXIBLE PIPE CONNECTION (Symbol)  
 PRESSURE GAUGE W/ VALVE (Symbol)  
 4" TYP. METAL CASE, 0-100PSI 1% ACCURACY (Symbol)  
 THERMOMETER (Symbol)  
 8" METAL CASE, 0-100F 1% ACCURACY (Symbol)  
 BUTTERFLY VALVE (Symbol)  
 MOTORIZED BUTTERFLY VALVE (Symbol)  
 AUTOMATIC FLOW CONTROL VALVE (Symbol)  
 MECHANICAL AIR VALVE (Symbol)



1 | CHILLER CONNECTION SCHEMATIC  
 M001 | NOT TO SCALE






**CONVOCATION  
CENTER CHILLER  
REPLACEMENT  
#50003704**

2049 CHAMPION WAY  
GRANITEVILLE, SC 29829

DATE	DESCRIPTION
PROJECT NO.	50003704
DATE	09/13/2022
DRAWN BY	JF
CHECKED BY	SM
SHEET TITLE	

**MECHANICAL  
OVERALL**

M102



1 | ISOMETRIC VIEW - OVERALL  
M102 | NOT TO SCALE